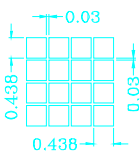
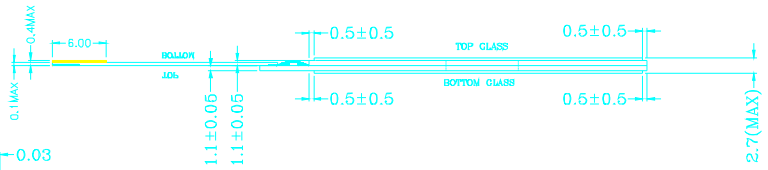
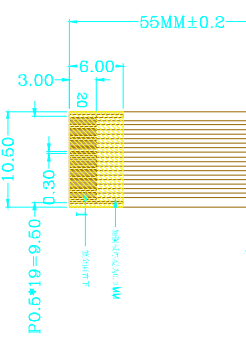
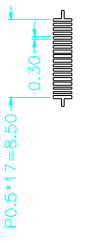
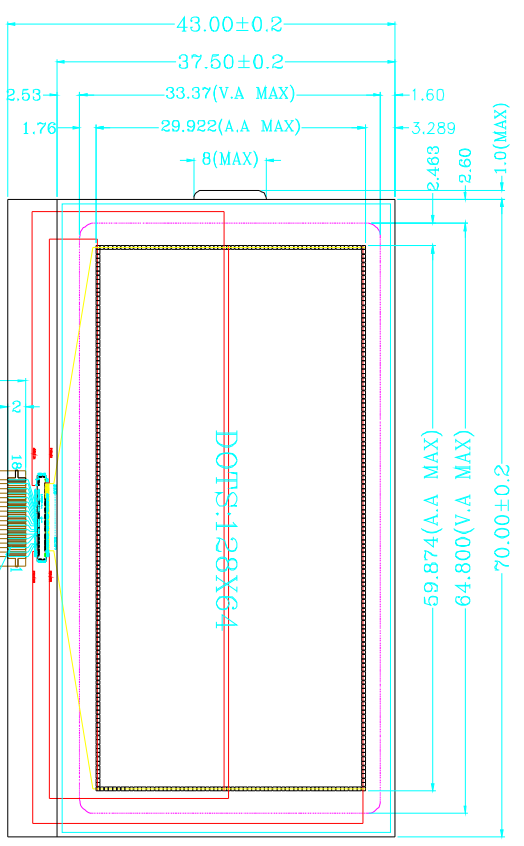


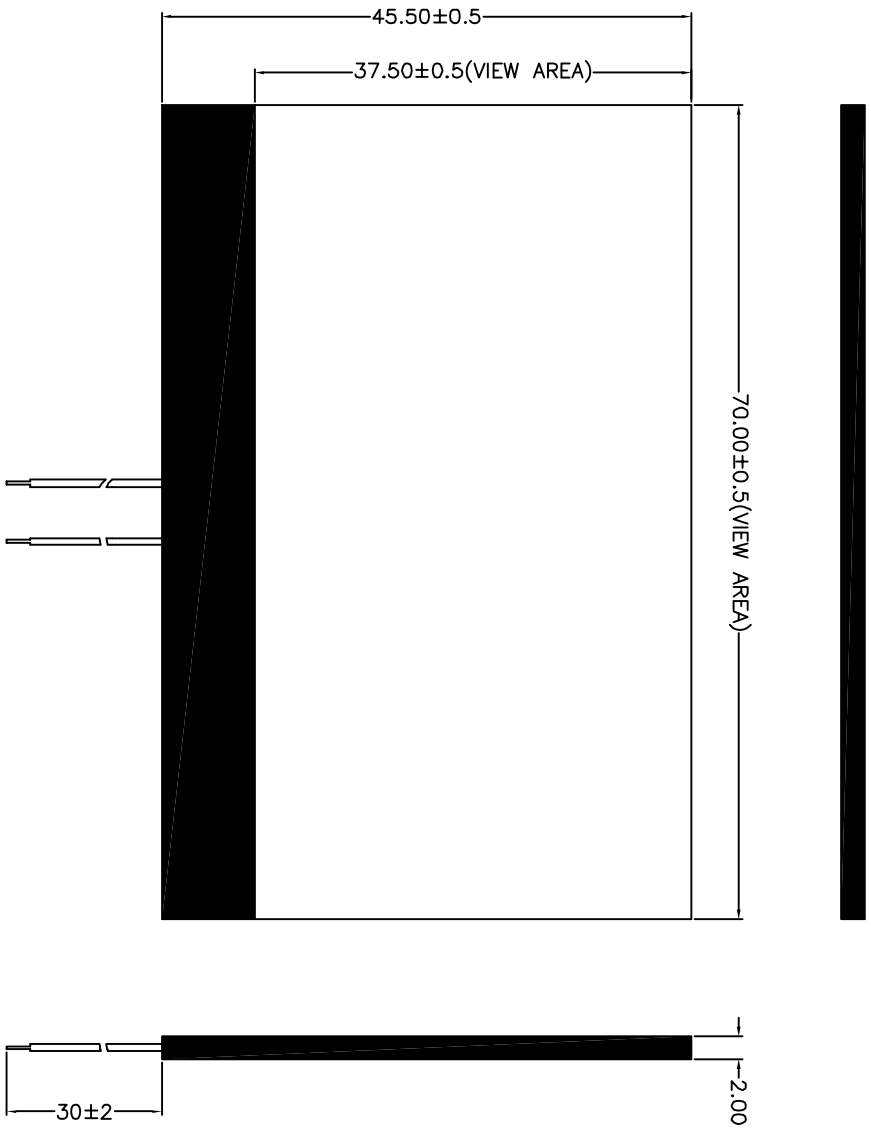
REV.	DESCRIPTION	DATE
------	-------------	------



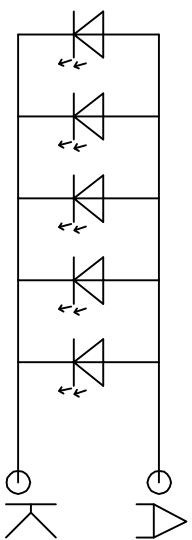
PIN	DESC
1	NC
2	CS1
3	RES
4	A0
5	D6
6	D7
7	VDD
8	VSS
9	VOUT
10	CAP3
11	CAP1N
12	CAP1P
13	CAP2P
14	CAP2N
15	V4
16	V3
17	V2
18	V1
19	V0
20	NC

- NOTES:
1. DISPLAY TYPE: STN(Y/G)
 2. OPERATING VOLTAGE: VOP=8.7V VDD=3.3V
 3. OPERATING TEMPERATURE: -10°C~60°C
 4. STORAGE TEMPERATURE: -20°C~70°C
 5. DRIVE MODE: 1/65D,1/9B
 6. VIEWING DIRECTION: 12:00
 7. POLARIZER TYPE: TRANSPARENT, POSITIVE
 8. CONNECTOR: COG-ST7565P
 9. CUSTOMER No.:

REV.	DESCRIPTION	DATE



LED CIRCUIT DIAGRAM



NOTES:

1. COLOR: BLUE
2. OPERATING VOLTAGE: 3.0V

--	--	--